

**Response To Pre-Bid Queries (Pre-Bid date: 05.10.2017)**

**NIB Ref: HITES/PCD/NCI-AIIMS/03/17-18 Dated: 22.09.2017**


**Schedule No. 01 - 16-Slice SPECT / CT Scanner (Rfx no. 300002255)**

Sl. No	Tender Page & Para	TENDER SPECIFICATION	NAME OF THE FIRM	REPRESENTATION RECEIVED FROM THE FIRMS	COMMITTEE RECOMMENDATION
1	Page 44 Para 4	4) AERB Registration and site approval.	Wipro GE Healthcare	Customer has to take the approval from AERB. We will facilitate the drawings and support in getting the AERB approval.	4) AERB Registration and site approval: <b>Vendor has to provide the drawings and support in getting the AERB approval.</b>
2	Pg 44 Pt. 5)	Any improved modifications or updated versions of the system should be included in the quotations.	Wipro GE Healthcare	The quoted model should have a year of introduction within the last five years.	no change considered
3	Pg 45 Pt. iv. iii.	<b>CT Specifications</b> Anatomical and functional data co-registration software for exact image localization (SPECT/CT fusion software). The thickness of the CT reconstruction image should be at least 5 mm.	Wipro GE Healthcare	The thickness of the CT reconstruction image should be at least 0.625mm-5mm.	no change considered
4	Pg 45 Pt. v.	<b>Collimators</b> Following high precision collimators with collision sensor to do all clinically possible examinations along with proper storage carts and With Automatic collimator change.	Wipro GE Healthcare	Change collimator exchange to semi-automatic collimator change	<b>Collimators</b> Following high precision collimators with collision sensor to do all clinically possible examinations along with proper storage carts and With <b>Semi-Automatic/ Automatic</b> collimator change.
5	Pg 45 Pt. v. iii.	<b>Collimators</b> Leap collimator -1 Pair.	Wipro GE Healthcare	Leap collimator -1 Pair or LEHR/ MEGP for Lu-177	Leap collimator -1 Pair or LEHR/ MEGP for Lu-177
6	Pg 46 Pt. vi. iii.	<b>Patient Table</b> Table should be able to withstand at least 180 Kg of body weight.	Wipro GE Healthcare	Table should be able to withstand at least 225 Kg of body weight.	no change considered
7	Pg 46 Pt. vii. i.	<b>Acquisition Workstation</b> One acquisition station independent of main processing unit capable of data acquisition in static, dynamic, list, multi-gated, whole body scanning, SPECT and Gated SPECT.	Wipro GE Healthcare	Remove list mode acquisition.	<b>Acquisition Workstation</b> One acquisition station independent of main processing unit capable of data acquisition in static, dynamic, multi-gated, whole body scanning, SPECT and Gated SPECT.
9	Pg 46 Pt. viii. ii.	<b>Acquisition Workstation:</b> High performance PC of latest specifications with multi tasking operating system. It should have a minimum of <b>32 GB RAM</b> , 2.6 GHz or more processor speed, <b>2 TB or more SCSI hard drive</b> and high resolution (1024x 1024 or more) antiglare flat panel square LCD monitor of minimum of 19" size. It should also have CD and DVD combo drive preferably with writer facility.	Wipro GE Healthcare	Change RAM to 4 GB and 1 TB SCSI hard drive	<b>Acquisition Workstation:</b> High performance PC of latest specifications with multi tasking operating system. It should have a minimum of <b>4 GB RAM</b> , 2.6 GHz or more processor speed, <b>600 GB</b> or more SCSI hard drive and high resolution (1024x 1024 or more) antiglare flat panel square LCD monitor of minimum of 19" size. It should also have CD and DVD combo drive preferably with writer facility.
10	Pg 46 Pt. viii. ii.		Siemens	Request you to amend as " i. One acquisition station independent of main processing unit capable of data acquisition in static, dynamic, multi-gated, whole body scanning, SPECT and Gated SPECT."	
11	Page 47 Para viii.ii	<b>Processing Workstation</b> ii. Minimum of <b>32 GB RAM</b> , 2.8 GHz or more processor speed and minimum <b>2TB SCSI hard drive</b> logically divided in to 3-4 partitions.	Wipro GE Healthcare	Change RAM to 4 GB and 1 TB SCSI hard drive	<b>Processing Workstation</b> ii. Minimum of <b>4 GB RAM</b> , 2.8 GHz or more processor speed and minimum <b>600GB SCSI hard drive</b> logically divided in to 3-4 partitions.
12			Siemens	Request you to amend as " Minimum of <b>16 GB RAM</b> , <b>2.5 GHz</b> or more processor speed and minimum <b>600 GB</b> hard drive logically divided in to 3-4 partitions."	



**Schedule No. 01 - 16-Slice SPECT / CT Scanner (Rfx no. 3000002255)**










Sr. No	Tender Page & Para	TENDER SPECIFICATION	NAME OF THE FIRM	REPRESENTATION RECEIVED FROM THE FIRMS	COMMITTEE RECOMMENDATION
13	Page 47 Para viii.iii	viii. Processing Workstation iii. A 20 TB online server with all necessary software to store and archive the data	Siemens	Request you to delete this point as dedicated PACS will be there in NCI Jhajjar as mentioned in tender NIB Ref: HITES/PCD/NCI-AIIMS/02/17-18	Line to be deleted: viii. Processing Workstation iii. A 20 TB online server with all necessary software to store and archive the data
14	Page 47 Para viii.viii	Processing Workstation viii. There should be provision for data transfer to external storage device (CD/DVR/External HardDisk) for mass data storage and achieving. Both processed data (reports etc) as well as raw (acquired images) should be amenable to such data transfer and storage. CD/DVR archiving facility should be available on main console.	Wipro GE Healthcare	CD/DVD archiving present on Processing station hence not required on main console.	no change considered
15	Page 47 Para viii.ix	Processing Workstation ix. One auxiliary processing work station with all the standard and third party software should also be supplied and connected with the online server.	Wipro GE Healthcare	change auxiliary to additional	Processing Workstation
16			Siemens	Request you to specify the detailed specifications of auxiliary processing workstation and third party software required.	ix. One additional processing work station with all the standard and third party software should also be supplied and connected with the online server.
17	Page 48 Para vi.	ix. Clinical Applications Software vi. Complete Renal processing software including Transplant Evaluation, Diuretic Renography, Package for GFR, ERPF, Renal Extraction Fraction, Deconvolution analysis.	Wipro GE Healthcare	remove deconvolution analysis	no change considered
18	Page 48 Para ix.	ix. Clinical Applications Software ix. Hepatic Extraction Fraction and Gall Bladder Ejection Fraction.	Wipro GE Healthcare	remove hepatic Extraction, dedicated software not available.	no change considered
19			Siemens	Request you to amend as " Gall Bladder Ejection Fraction. "	no change considered
20	Page 48 Para ix.xvi	ix. Clinical Applications Software xvi. Dedicated licensed cardiac software Emory Cardiac Toolbox for gated cardiac SPECT quantification	Siemens	Request you to amend as " xvi. Dedicated licensed cardiac software Emory Cardiac Toolbox/ Corridor 4DM/ Cedars for gated cardiac SPECT quantification. "	no change considered
21	Page 48 Para xviii.	ix. Clinical Applications Software xviii. Advanced licensed neuro software- or equivalent.	Wipro GE Healthcare	Software should include normal database for ECD, HMPAO, FDG with capability to generate user defined normal database.	no change considered
22	Page 48 Para xxii.	ix. Clinical Applications Software xxii. Any latest special software or hardware to enhance the SPECT images quality and to complete the study in minimum time should be offered as a standard features. Provide specific details on the offered package.	Wipro GE Healthcare	mention resolution recovery algorithm and collimator detector response to enhance SPECT image quality and complete study in minimum time	no change considered
23	Page 48 Para ix.xxiii	ix. Clinical Applications Software xxiii. Whole body dosimetry software, fully integrated to be supplied alongwith Olinda Software.	Siemens	Request you to delete this point as we could not provide this solution.	no change considered





**Schedule No. 01 - 16-Slice SPECT / CT Scanner (Rfx no. 3000002255)**








Sl. No	Tender Page & Para	TENDER SPECIFICATION	NAME OF THE FIRM	REPRESENTATION RECEIVED FROM THE FIRMS	COMMITTEE RECOMMENDATION
24	Page 49 Para xii.iii Para xii.iii	xii. Accessories and QC Utility iii. Co-57 flood source of at least 15mCi strength for rectangular field of the size adequate for the camera.	Wipro GE Healthcare	please change source strength to 10 mCi	no change considered
25	Page 49 Para xii.v Para xii.v	xii. Accessories and QC Utility v. Fillable flood phantom for rectangular field of the size adequate for the gamma camera to be supplied.	Siemens	Request you to delete this point as flood source for rectangular field of the size adequate for the gamma camera is already asked under " xii. Accessories and QC Utility sub point iii. Co-57 flood source of at least 15mCi strength for rectangular field of the size adequate for the camera. "(Page No.49)	no change considered
26	Page 50 Para xii.xi Para xii.xi	xii. Accessories and QC Utility xi. One vital sign monitor (standard make).	Siemens	Request you to specify the number of parameters required for vital sign monitor like 3 parameter, 5 parameter.	no change considered
27	Page 50 Para xii.xiii Para xii.xiii	xii. Accessories and QC Utility xiii. One Defibrillator (standard make).	Siemens	Request you to provide specification of defibrillator.	no change considered
28	Page 50 Para xii.xiv Para xii.xiv	xii. Accessories and QC Utility xiv. One fume hood for installation in the hot lab with PVC ducting.	Siemens	Request you to specify the size of fume hood.	no change considered
29	Page 50 Para xii.xv Para xii.xv	xii. Accessories and QC Utility xv. One side by side refrigerator for storing radiopharmaceutical kits.	Wipro GE Healthcare	to mention size & needed with/without freezer	no change considered
30	Page 51 Para xii. Para xii.	xii. Accessories and QC Utility xxi. One Canister for Molybdenum breakthrough checking.	Wipro GE Healthcare	repeat of point ix	Line to be deleted :
31	Page 51 Para xii. Para xii.	xii. Accessories and QC Utility xxi. One Canister for Molybdenum breakthrough checking.	Siemens	Request you to delete this point as two canisters are already asked under point ix. Two dose callibrator (Capintec-CRC25 R) including Moly assay canister. (Page No.50)	xii. Accessories and QC Utility xxi. One Canister for Molybdenum breakthrough checking.
32	Page 51 Para xii. Para xii.	xii. Accessories and QC Utility xxvii. Two digital ion meter (Rotem only)	Siemens	Request you to amend as " xxvii. Two digital ion meter (Rotem/ equivalent)"	xii. Accessories and QC Utility xxvii. Two digital ion meter (Rotem/ equivalent).
33	Page 51 Para xii. Para xii.	xii. Accessories and QC Utility xxviii. Mobile lead glass shield.	Wipro GE Healthcare	dimensions	xii. Accessories and QC Utility xxviii. Mobile lead glass shield. 6 feet x 4 feet
34	Page 51 Para xii. Para xii.	xii. Accessories and QC Utility xxviii. One laminar Flow Unit (vertical).	Wipro GE Healthcare	please specify purpose- RP preparation/ Microbiological use	xii. Accessories and QC Utility xxviii. One laminar Flow Unit (vertical) with HEPA filter : Microbiological use
35	Page 51 Para xii. Para xii.	xii. Accessories and QC Utility xxix. Automatic collimator change may be included as essential.	Siemens	Request you to specify the size of laminar flow unit.	xii. Accessories and QC Utility xxix. Semi-Automatic / Automatic collimator change may be included as essential.
36	Page 51 Para xii. Para xii.	xii. Accessories and QC Utility xxix. Automatic collimator change may be included as essential.	Wipro GE Healthcare	Repeat, to be changed to semi automatic collimator exchange	xii. Accessories and QC Utility xxix. Automatic collimator change may be included as essential.
37	Page 51 Para xii. Para xii.	xii. Accessories and QC Utility xiv. Olinda dosimeter software to be provided.	Siemens	Request you to delete this point as we could not provide this solution.	no change considered



**Schedule No. 01 - 16-Slice SPECT / CT Scanner (Rfx no. 3000002255)**


Sl. No	Tender Page & Para	TENDER SPECIFICATION	NAME OF THE FIRM	REPRESENTATION RECEIVED FROM THE FIRMS	COMMITTEE RECOMMENDATION
38	Page 51 Para xii. xv.	xii. Accessories and QC Utility xv. BOQ for the site modification work to be submitted by the vendors after the survey and consultation with the institute.	Siemens	Request you to specify the scope of site modification work along with layout, air conditioning work and finishes of civil work.	scope of work for site modification to be included
39	Page 51 Para xii. xvi.	xii. Accessories and QC Utility xvi. AERB clearance shall be the responsibility of the vendors after completion of the site modification and installation of the equipment. The institute will render all necessary help and provide needed documents. NEMA QC during installation in the scope of vendor.	Wipro GE Healthcare	The primary responsibility of AERB clearance will be with the institute. We will guide and support the RSO for the same.	11) The vendor will render all necessary help and provide needed documents. The vendor has to provide all supporting documents, site plan, NEMA QC equipment details and drawings to facilitate AERB clearance after completion of the site modification works and installation of the equipment.
40			Siemens	Request you to amend as " AERB clearance shall be the responsibility of the institute after completion of the site modification and installation of the equipment. The vendor will provide needed documents. NEMA QC during installation in the scope of vendor. "	
41	Page 51 Para xii. xviii.	xii. Accessories and QC Utility xviii. Future up gradation/ revision of the software versions shall be done by the vendors without any additional cost.	Siemens	Request you to amend as " All software updates should be provided free of cost. "	xii. Accessories and QC Utility xviii. Future updates / revision of the software versions shall be done by the vendors without any additional cost.
42	Page 51 Para xii. xix.	xii. Accessories and QC Utility xix. In case the SPECT-CT break down after the acquisition or injection to the patient then vendor should be responsible for arrangement for the study (SPECT-CT) of	Wipro GE Healthcare	Against AERB rules to transport injected patients from one centre to another.	Line to be deleted :
43			Siemens	Request you to delete this clause as it is not feasible to provide the mentioned service.	.xii. Accessories and QC Utility xix. In case the SPECT-CT break down after the acquisition or injection to the patient then vendor should be
44	Page 51 Para xii. xx	xii. Accessories and QC Utility xx. Vendor shall provide preventive maintenance of the equipment every month at the convenience of the Institute	Siemens	Request you to amend as " Vendor shall provide preventive maintenance of the equipment as per product requirement suggested by the manufacturer. "	no change considered
45	xii. Installation on Page 51	a. The unit will be installed on site-modification basis. The vendor should inspect the site before quoting and ensure that the unit can be installed in the available space without any functional compromise. Complete layout site map and details of work (BOQ) should be part of technical bid. Provisions should be made for console room, changing room, wash basin, work-station and printer locations. It should also include Lead lined door with lead glass peeping window, radiation warning indicators and signages, Aluminium false ceiling, GVT floor tiles and full height wall tiles. All site-modification should comply with specified standards of the hospital	Siemens	Request you to amend as " FLOORING WORKS: Supplying and fixing of GVT "600x600 mm to be installed in all rooms. (Kajaria/Nitco/Somani) WALL FINISHING GVT -size 600x600 mm upto false ceiling height to be installed in all rooms. (Kajaria/Nitco/Somani) FALSE CEILING Aluminium grid false ceiling To be installed at site Doors: Door exposed to SPECT CT room Should be Lead lined door with lead glass peeping window, radiation warning indicators and signages to be provided by the vendor Provisions should be made for console room, changing room, wash basin, work-station and printer locations."	scope of work for site modification to be included



**Schedule No. 01 - 16-Slice SPECT / CT Scanner (Rfx no. 3000002255)**

Sl. No	Tender Page & Para	TENDER SPECIFICATION	NAME OF THE FIRM	REPRESENTATION RECEIVED FROM THE FIRMS	COMMITTEE RECOMMENDATION
46	xxi. Page 51	b. Necessary furniture and fixtures for comfortable working conditions, storage of system components and consumable stand for protective aprons and gonad shields. etc. should be provided.	Siemens	Request you to amend as " Following furniture to be provided a) Revolving chairs height adjustable, medium-back with hand-rest – 8 NO.S (Godrej make) c) Cupboard with laminate door shutters for storage of spare parts and accessories and records (300 x 50x40 cm) requirement. – 3 NO.S d) Drug trolleys - 1 NO.S (Janak or eq) e) Patient trolley with rubber foam mattress - 1 NO.S (Janak or eq) f) Name boards for all rooms g) Tables for Workstations- 2 NO.S (wooden customized) i) Dustbins: 10 NO.S"	scope of work for site modification to be included
47			Wipro GE Healthcare	Specific quantities to be mentioned	scope of work for site modification to be included
48	xxi. Page 52	c. Power and Air-conditioning requirement must be mentioned. AC of adequate capacity should be provided. Power supply by the institute will be terminated at existing point. All electrical provisions including earthing etc. will be vendor's responsibility. d. The site should be rendered pest/rodent free.	Siemens	Request you to amend as "ELECTRICAL WORKS: The supplier shall be required to specify the total load requirements for the SPECT CT Area including the load of air conditioning, room lighting and for the accessories if any. The supply line will be provided by the Institute up to one point within the SPECT CT area. The distribution panel for UPS, SPECT CT area shall be provided by the vendor.  The electrical work shall include the following: a. Wiring – All interior electrical wiring- with main distribution panel board, necessary MCBs, DB, joint box, switch box etc. the wires shall be of copper of different capacity as per the load and should be renewed make as listed below. b. Switches light and power points should be of modular type and of standard make as listed below. c. General lights –LED light fittings with minimum 500 Lux Illumination. Four No's of copper/chemical earthings should be provided for Machine and UPS. Fire detection system – Comprises of fire panel, smoke / heat detectors. 1. Adequate tonnage of Ductable Split Units / Split Air-conditioning that is required for the SPECT CT Complex have to be installed by the vendor. Humidity control should be effective to eliminate moisture condensation on equipment surface. The outdoor units of AC should have grill coverings to prevent theft and damage. 2. Cabling of Network (LAN) connectivity for camera system, console system, workstation and computers etc d. 3. The site should be rendered pest/rodent free."	scope of work for site modification to be included
49			Wipro GE Healthcare	Power supply is to be terminated in equipment room in adequate MCCB/incomer.	scope of work for site modification to be included
50		To be added in the tender	Siemens	Request you to specify the scope of site modification work along with layout, air conditioning work and finishes of civil work.	scope of work for site modification to be included





	<b><u>SITE MODIFICATION – SPECT CT</u></b>
	<ol style="list-style-type: none"> <li>1. The vendor should inspect the site at NCI, Jhajjar, before quoting and ensure that the unit can be installed in the available space without any functional compromise.</li> <li>2. Complete equipment layout site plan and details of work (BOQ) should be part of technical bid.</li> <li>3. Provisions should be made for placing the various accessories in console room, work-station and printer locations.</li> <li>4. It should also include Lead lined door with lead glass peeping window, radiation warning indicators and signages, Aluminium false ceiling, GVT floor tiles and full height wall tiles.</li> <li>5. All site modification works should comply with specified standards of the hospital.</li> </ol>
	<b>The SCOPE OF WORK for SITE MODIFICATION OF SPECT CT SYSTEM shall consist of the following rooms:</b>
a.	SPECT CT Examination Room
b.	Console room
c.	SPECT CT equipment / UPS room.
	<b>The area considered for Site Modification for item: SPECT CT SYSTEM is indicated in the site plan attached as Annexure 1.</b>
	<b>Civil work</b>
a)	Civil construction work including construction/ modification / demolition of brick wall if any, plastering, flooring as per the approved plan and equipment layout plan.
b)	Additional strengthening of floor / Concrete bed of SPECT CT and equipment area, if required
c)	Platform for unloading and shifting the SPECT CT should be provided if necessary.
d)	Cable tray, trench & channel – necessary trenches, cable tray and channels at required location would be provided.
e)	All the construction work to be done as per the final plan approved by NCI Jhajjar
f)	Ceiling-to-wall ceramic tiling in SPECT CT examination room.
a)	<b>Flooring</b>
1	600 x 600 mm glazed vitrified (GVT) tiles with 100mm tile skirting in SPECT CT Examination room.
2	5mm-Vinyl flooring in SPECT CT equipment / UPS room.
b)	<b>Painting</b>
	Two coats Plastic Emulsion Paint over 2 coats of wall putty including primer in Console, SPECT CT equipment / UPS room.
c)	<b>False Ceiling</b>
1	Aluminum, acoustical-treated, powder coated tile for ceiling supported on grid or finished seamless with support above ceiling. Ceiling height to suit the equipment mount and clearances.
d)	<b>Electrical work</b>
1	The supplier shall be required to specify the total load requirements for the SPECT CT including the load of air conditioning , room lighting and for the accessories if any. The supply line will be provided by the Institute up to one point within the SPECT CT Scan area. The distribution panel for UPS, SPECT CT shall be provided by the vendor. Few lights in each room shall be connected to the UPS to provide emergency lighting.
2	The electrical work shall include the following:
a.	Wiring – All interior electrical wiring- with main distribution panel board, necessary MCBs, DB, joint box, switch box etc. the wires shall be of copper of different capacity as per the load and should be renowned make as listed below.
b.	Switches light and power points should be of modular type and of standard make as listed below.



c.	General lights –LED light fittings with minimum 500 Lux Illumination	
3	<b>AIR CONDITIONING: 15 TR capacity. Unit rate to be quoted.</b>	
	Duct-able package air conditioners and split air conditioners may be used according to room as well as equipment requirement and suitability. Humidity control should be effective to eliminate moisture condensation on equipment surface.	
	The outdoor units of AC should have grill coverings to prevent theft and damage.	
2	<b>Environment specifications:</b>	
a)	Relative Humidity range: To be maintained between 60% and 80% in all areas except equipment room, which shall be as per requirement of the equipment?	
b)	Temperature ranges: 22± 2° C in all areas except equipment room which shall be as per requirement of the equipment.	
c)	Air conditioning load: The heat load calculations and maintaining the desired temperature and humidity shall be the responsibility of the bidder.	
4	<b>Fire detection system</b> – shall comprise of fire panel, smoke / heat detectors.	
	<b>Furniture:</b>	
a)	Revolving chairs height adjustable, medium-back with hand-rest – 8 NO.S	
c)	Cupboard with laminate door shutters for storage of spare parts and accessories and records as per requirement. – 3 NO.S	
d)	Drug trolleys - 1 NO.S	
e)	Patient trolley with rubber foam mattress - 1 NO.S	
f)	Name boards for all rooms	
g)	Tables for Workstation - 5 NO.S	
i)	Dustbins: 10 NO.S	
	All furniture items should be of standard make as mentioned in the table below.	
	<b>Miscellaneous:</b>	
1	LED X-ray Film viewer with adjustable brightness; capable of holding 3 films of 14"x17" size. – 2 no.s	
2	Fire extinguisher ABC type- 5kg - 3 no.s	
	<b>LIST OF ITEMS AND SUGGESTED MANUFACTURERS.</b>	
SL NO	ITEMS	PREFERRED MAKES
A	<b>FLOORING VITRIFIED TILES</b>	-Somany, Kajaria , H&R Johnson, RAK india
B	<b>PAINT</b>	- Dulux, Asian Paints , Nerolac
C	<b>PLUMBING</b>	- Kohler, Jaguar , Grohe , Roca
E		<b>ELECTRICAL</b>
1	<b>CABLES</b>	- Finolex, Havells ,V-Guard
2	<b>SWITCHES</b>	- Legrand, L&T, Crabtree , Roma
3	<b>DISTRIBUTION BOX , MCB</b>	- Legrand, L&T, Siemens, Havels
4	<b>LIGHT FITTINGS</b>	- Philips / Crompton / Wipro/Syska
F	<b>AIR CONDINTIONING</b>	- Daikin, Hitachi, Blue Star, Voltas,
G	<b>FURNITURE</b>	- Hermen Miller , Godrej , Featherlite,Geeken.

DR. MADHAVI TRIPATHI

DR. ABDUL

DR. GUPTA

DR. SEANOLKAR

DR. ANEESHKAR

DR. ANEESHKAR

DR. C.S.

DR. S.A. SHAMIN

DR. CHANDRASHANKAR

DR. N.A. DANKS